

Treasurer's Report 2020

- PLUG financial position healthy
- Net outgoings sustainable for a several years

• Position at the end of:	2019	/	2020
• Current Assets	\$2,801.48		\$4,620.53
• Current Liabilities	\$24.61		\$56.72
• Revenue	\$1,005.10		\$2,842.80
• Expenditure	\$1,441.27		\$789.86
• Net	(\$436.17)		\$2,052.94

2020 Financials - 1

PLUG Balance Sheet 31/12/20

Assets

Assets

Current Assets

Cash Box \$694.60

Cash Awaiting Deposit \$83.60

Checking Account \$3,801.47

Accounts Receivable \$40.86

Total Assets **\$4,620.53**

Liabilities

Liabilities

Accounts Payable \$56.72

Total Liabilities **\$56.72**

Equity

Equity

Opening Balances \$4,322.28

Retained Earnings -\$397.71

Retained Earnings **\$1,285.24**

Total Equity **\$5,209.81**

Total Liabilities & Equity **\$5,266.53**

2020 Financials - 2

PLUG Profit & Loss For Period Covering 01/01/20 to 31/12/20

Revenues

Income

Donations

Food \$119.40

Miscellaneous \$983.40

Renewal \$20.00

Membership \$600.00

Other Income \$1,120.00

Total Revenue **\$2,842.80**

Expenses

Expenses

Events

Monthly Meetings \$200.52

Quiz Night 2020 \$130.00

IT Services

Domain Registration \$10.00

Hosting \$42.34

Meetup \$157.00

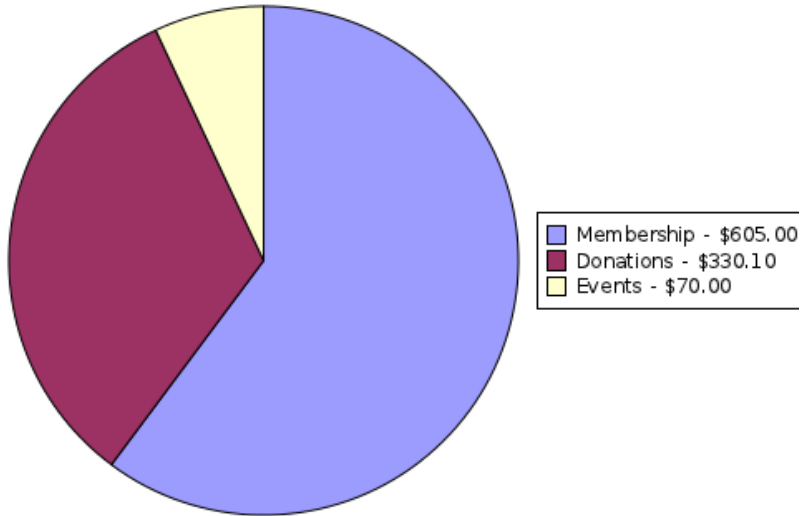
Programming \$250.00

Total Expenses **\$789.86**

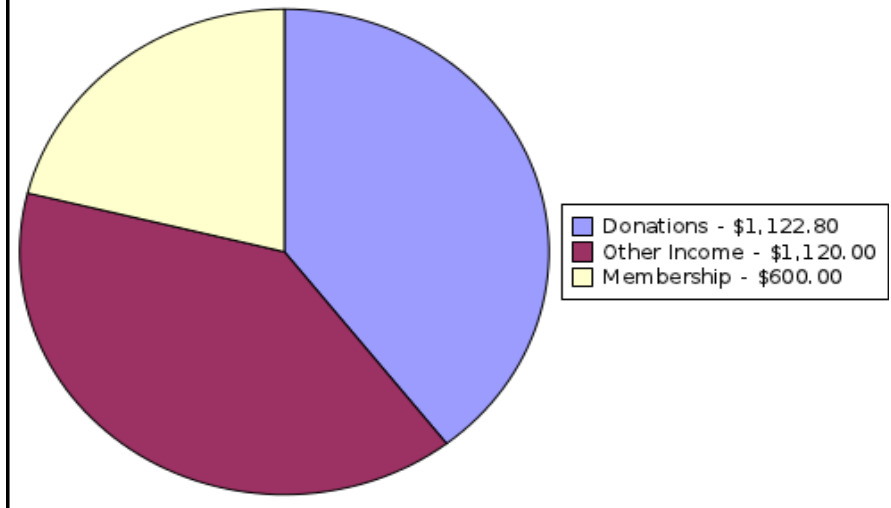
Net income for Period \$2,052.94

Income 2019 vs 2020

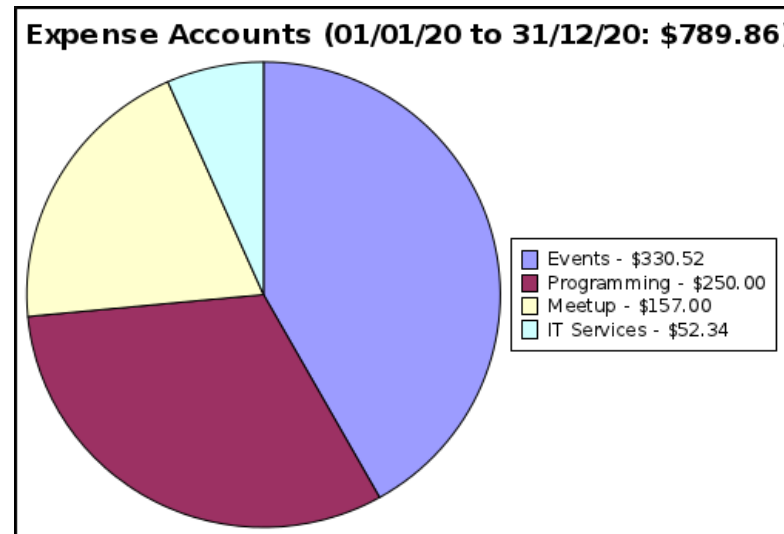
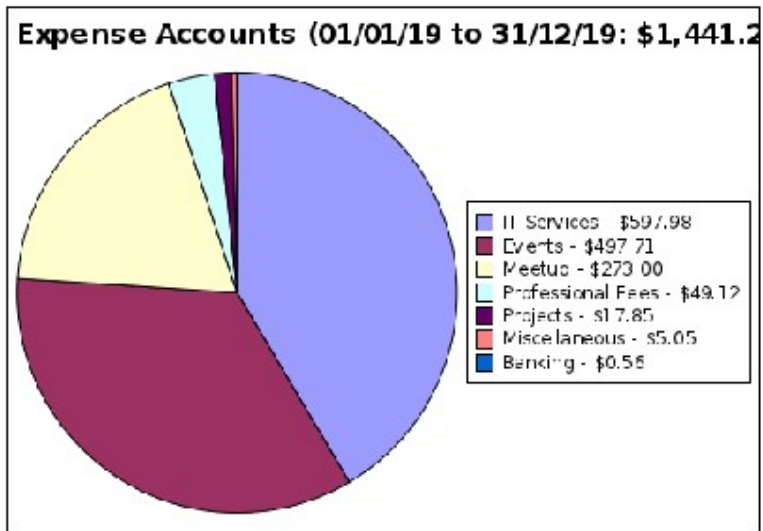
Income Accounts (01/01/19 to 31/12/19: \$1,005.1



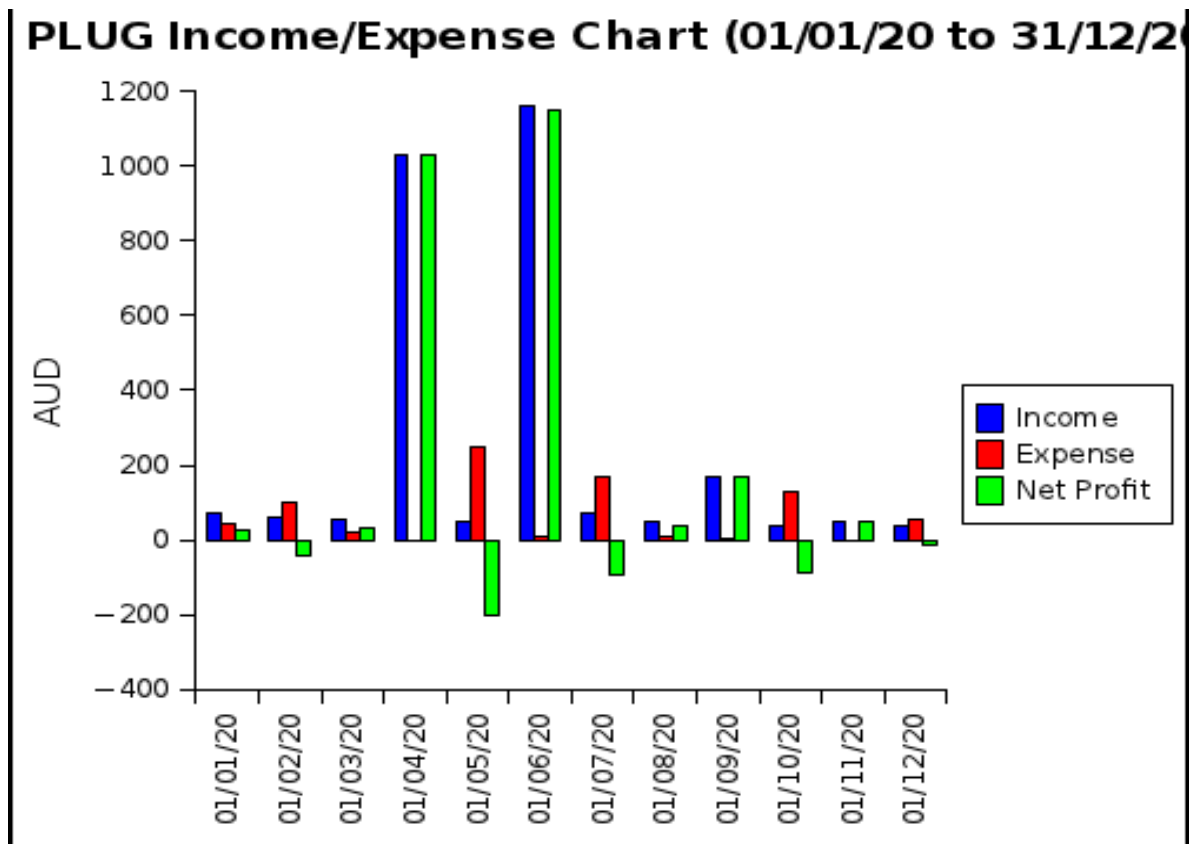
Income Accounts (01/01/20 to 31/12/20: \$2,842.80



Expense 2019 vs 2020



Monthly Chart for 2020



Future

